

Kapture.IO

Intelligent Quality Management System (QMS)

Kapture.io



Control Guide Sections

Kapture.io





Control Guide Sections

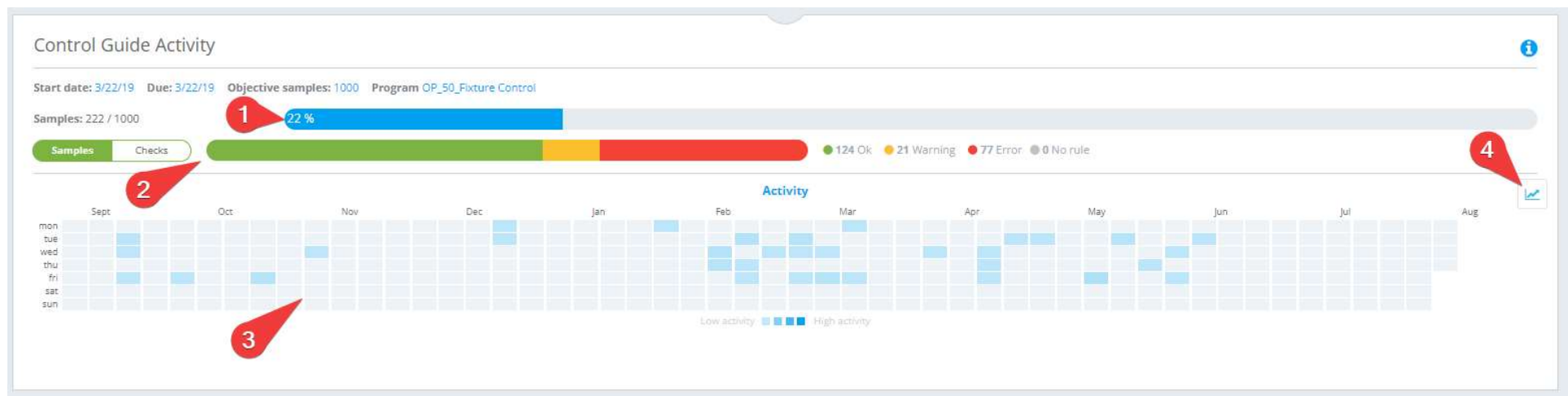
The following shortcuts are available in the Control Guides section:

1. Activity and Analytics: This area contains additional information from the Control Guide.
2. Settings. Configuration and management options of the Control Guide.
3. Summary. Summary of the definition of the associated program, where all the attributes and checks existing in the program can be viewed.
4. Data&Measurement. Access to the data registry.
5. Upload samples file. Allows the upload of samples by means of files.
6. File upload. Direct access to the sample upload management by means of files.
7. Measure online. Execution of the Control Guide.

Name ^	Reference ⇅	Part ⇅	Program ⇅	Type ⇅	Operators	Samples	Last upload ⇅	Actions
✓ OP_50_Fixture Control	Reference_1_Stamping	Reference_1_Stamping	OP_50_Fixture Control	FREE	18 / 20	220 / 1000	6/21/22	1 2 3 4 5 6 7

Control Guide Sections: Activity and Analytics

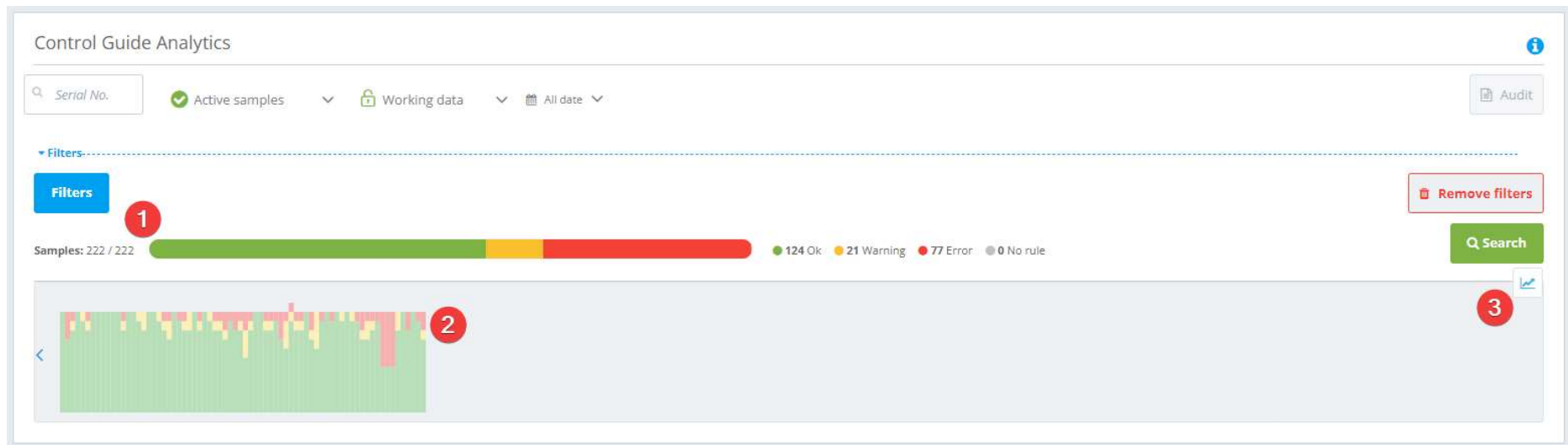
- Activity:
 1. Displays the percentage of executed checks against the target number of samples.
 2. A visual representation of the overall status of samples or checks.
 3. And a calendar to visualize the number of check runs per day. As the legend indicates, as the intensity of the colour increases, it means that there are more measurements executed.
 4. Through this button, we can export the calendar to a Dashboard, which will be studied in the next lesson.



Control Guide Sections: Activity and Analytics

- Analytics.

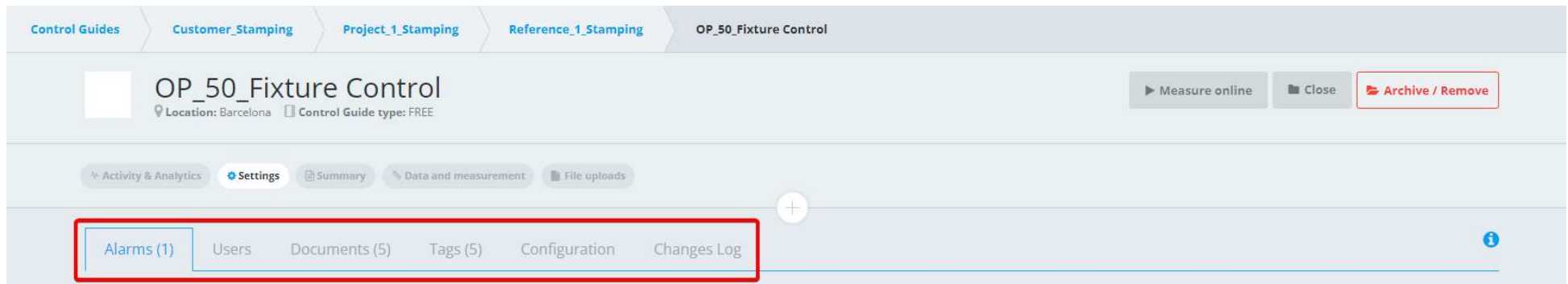
1. Diagram to visualize the number of samples measured and their quality summary.
2. The columns represent the measurements and the rows represent the defined controls.
3. This graph can also be exported to a Dashboard.





Control Guide Sections: Settings

- Settings.
 1. Alarms. Access to the list and configuration of the alarms related to the Control Guide.
 2. Users. Management of user permissions associated with this control.
 3. Documents. Documents associated with the Control Guide.
 4. Tags. Tags to facilitate filtering or control search.
 5. Configuration. Edition of the characteristics initially defined in the Control Guide.
 6. Changes log. Log of the changes that have been made to the Control Guide.



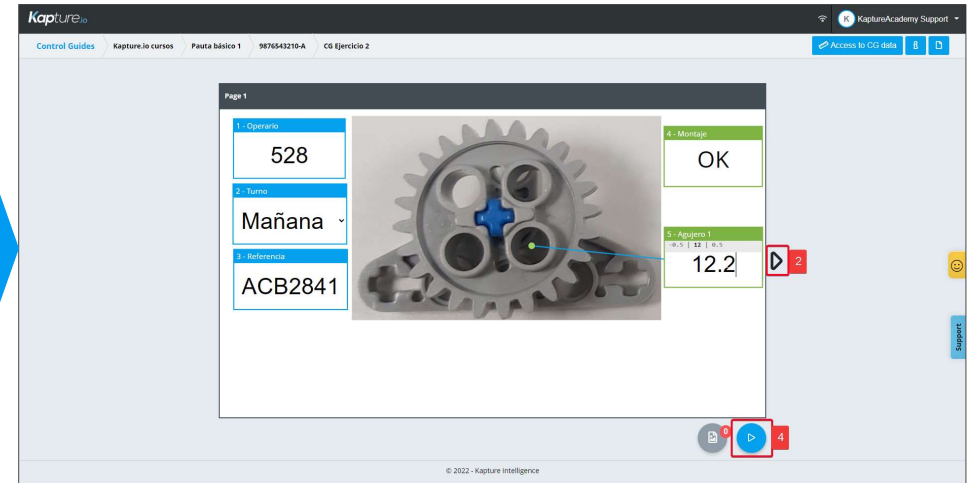
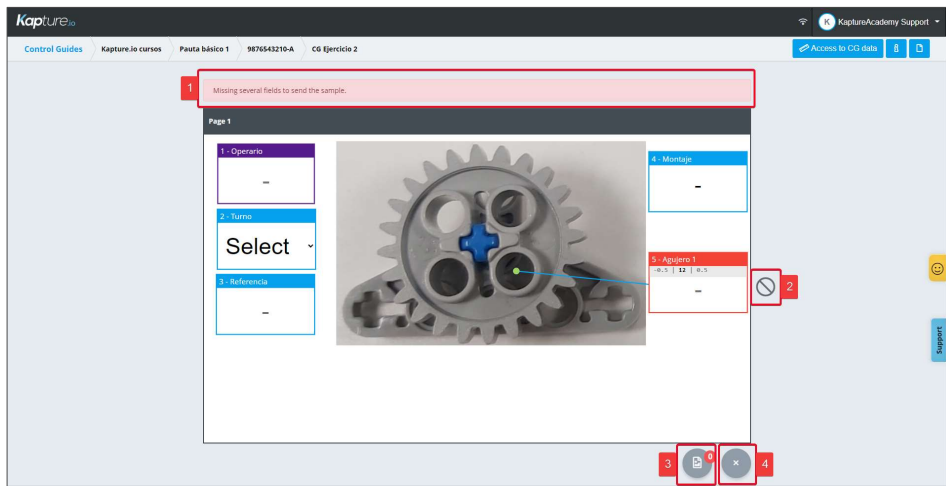
Control Guide add-ons

Kapture.io



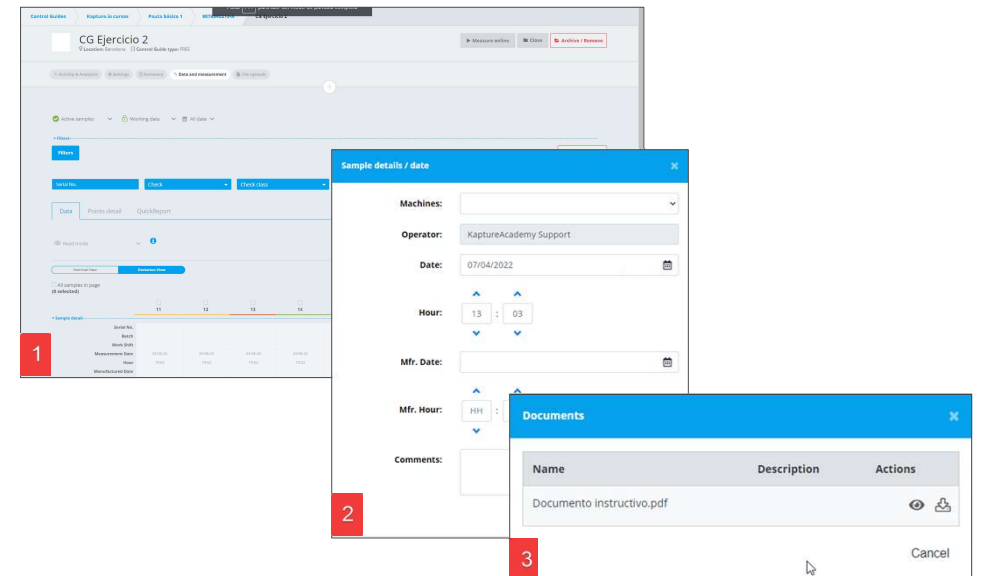
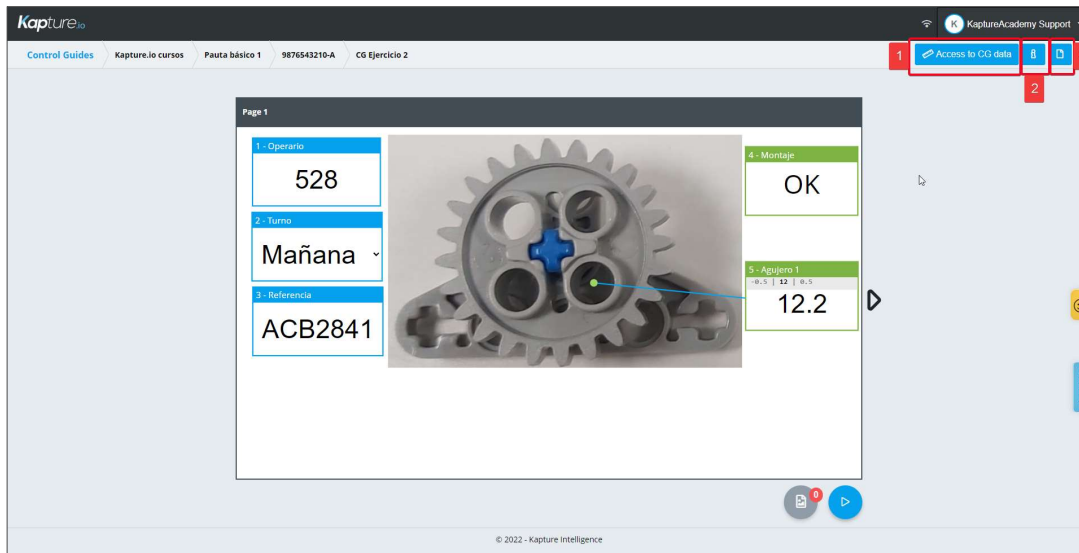
Control Guide add-ons

1. Information message depending on the configuration of the control parameters (mandatory checks, mandatory non-conformities, attributes, etc.).
2. Allows you to go to the next page of the control.
3. Upload documents or images of our measurement
4. Send measurement button. Depending on the configuration of the control, it will remain inactive until all the previously defined parameters are met.



Control Guide add-ons

1. Direct access to "Data and measurement" of the control. Allows you to consult information from previous samples by opening it directly in another tab. Only available for administrator, manager and operator + viewer roles.
2. Allows you to edit sample information (date, time, etc.), for example to upload a past measurement.
3. Consultation of attached instructional documents (in case they exist).



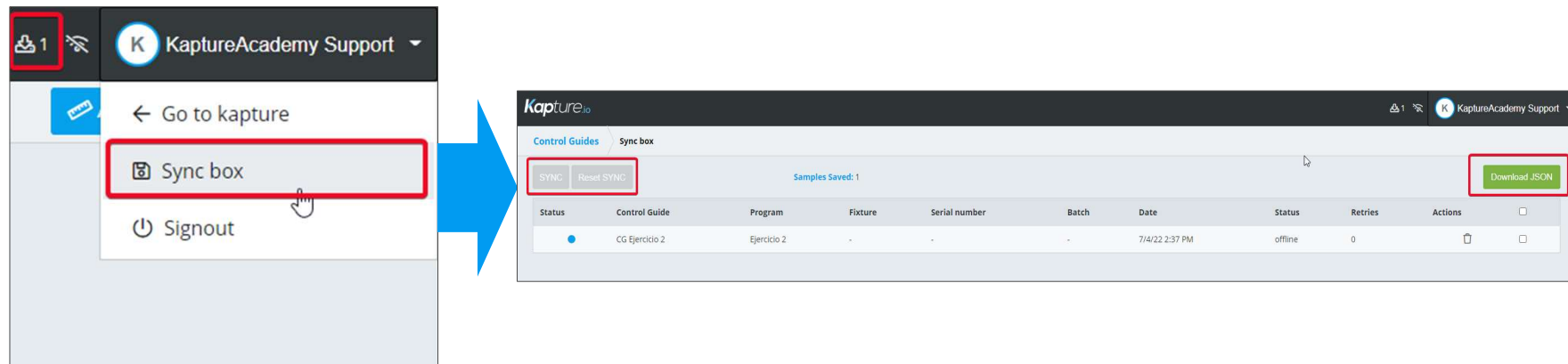
Sync box

Kapture.io




Data input: Sync box

- In the event of loss or connection problems that prevent our samples from being uploaded correctly, they are archived in the Sync box so that our measurement data is never lost. These samples are stored in the device we are using and we can access them from our user name.
- In the top right corner there is a connection icon  and another one indicating how many samples are in the sync box. 
- The samples are automatically uploaded once the connection is restored. You can also force them to be uploaded by selecting the samples, clicking on "Reset sync" and then "sync".
- As a last security measure, you can download the json file with all the sample information.



Kapture.IO

Intelligent Quality Management System (QMS)

 sales@kapture.io

 www.kapture.io

 [Kapture.io](https://www.linkedin.com/company/kapture-io)

 [@Kapture_io](https://twitter.com/Kapture_io)

 [@kapture.io](https://www.instagram.com/kapture.io)

 [Beacons.ai/kaptureio](https://beacons.ai/kaptureio)

Kapture.io

